

Name \_\_\_\_\_

**Sequencing Order of Events** Cut and paste these sentences onto a larger piece of paper so they are in the same order as the events in the story. Match the sentences to the illustrations on the picture sequence sheet.



*The family went to their favourite swimming hole.*

*Harry and Grandpa went for a walk to see all the animals on the farm.*

*Grandpa helped bake the delicious chocolate cake for Harry's birthday.*

*Grandpa and Harry loved to play hide-and-seek with Max.*

*'Can you play Grandpa's favourite music?' Harry whispered to Nan.*

*'You remembered my name, Grandpa!' said Harry.*

*Harry gave Grandpa reminders of all the things he had to do on the farm.*

*'Do you have a photo album I could show Grandpa?' Harry asked Nan.*

*On Grandparents' Day, Grandpa became confused and lost.*

**Sequencing Order of Events** Cut and paste these pictures onto a larger piece of paper so they are in the correct order of events. Match them with the cut and paste sentences from the sentence sequence activity.



Name \_\_\_\_\_

## Dot to Dot - Numbers 1 to 70





Name \_\_\_\_\_

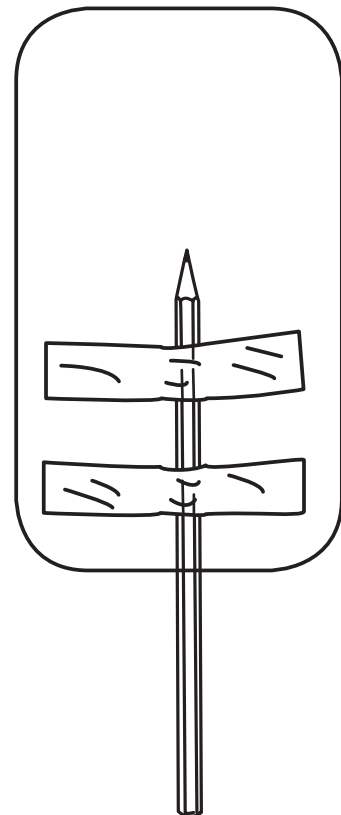
## **'Harry Helps Grandpa Remember' Stick Puppets**



You will need:

- *Harry Helps Grandpa Remember* character pictures on the activity sheets - or draw your own
  - Cardboard - or photocopy the activity sheets onto card
  - Felt pens, coloured pencils, crayons or paint
  - Ice block sticks or pencils
  - Sticky tape
  - Scissors
1. Glue the picture sheets onto the cardboard and cut out each character (or use the copy on card).
  2. Colour or paint each so they look like the characters in the story.
  3. Tape an ice block stick or pencil to the back of the character.
  4. Use your stick puppets to perform a play of the story.



Have fun!



**Idea** Use sets of the stick puppets as cards to play Snap or Concentration.

Name \_\_\_\_\_

**'Harry Helps Grandpa Remember' Stick Puppets**



Name \_\_\_\_\_

**'Harry Helps Grandpa Remember' Stick Puppets**

