



Dot to Dot - Numbers 1 to 50



Name _____

Jigsaw Puzzle

Cut out the pieces in the grid. Glue them together on another piece of paper to make a picture of Bailey and his new friend Tom.



Name _____

**Colour Bailey and his friend Tom working together
on their science project.**



Name _____

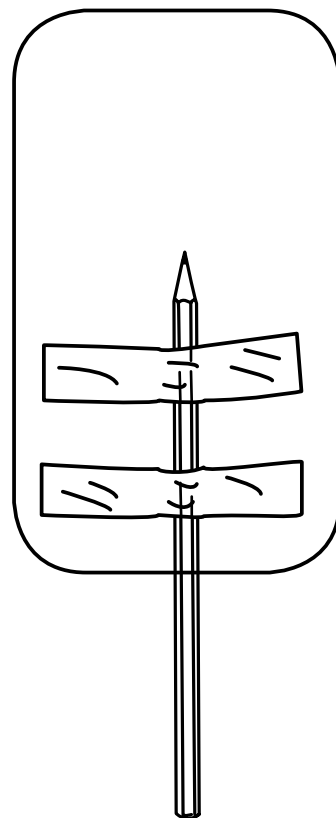

Bailey Beats the Blah Stick Puppets



You will need:

- *Bailey Beats the Blah* character pictures on the activity sheet - or draw your own
 - Cardboard - or photocopy the activity sheet onto card
 - Felt pens, coloured pencils, crayons or paint
 - Ice block sticks or pencils
 - Sticky tape
 - Scissors
1. Glue the picture sheet onto the cardboard and cut out each character (or use the copy on card).
 2. Colour or paint each so they look like the characters in the story.
 3. Tape an ice block stick or pencil to the back of the character.
 4. Use your stick puppets to perform a play of the story.

Have fun!



Name _____

Bailey Beats the Blah Stick Puppets

